



# B3 Benchmarking New Features





# New Features for v3.0

- ▲ Redesigned Interface
- ▲ Summary View
- ▲ Peer Comparison
- ▲ Baseline Metrics
- ▲ Add New Buildings & Sites
- ▲ Export To Excel
- ▲ Advanced Meter Search
- ▲ All Organizational View
- ▲ Faster



# Redesigned Interface

Streamlined for common tasks and standardized amongst all tabs and windows. Updated help and tooltips throughout the application.

**City, Woodbury** Organization

SUMMARY | BENCHMARK | PEER COMPARISON | ENERGY STAR | BASELINE | TARGETS | REPORTS

Summary of the organization is detailed below. Data integrity is reported on using a variety of factors - complete, correct, contiguous and current. The better the entered data, the more accurate the results. [More Info...](#)

Name ..... **City, Woodbury**  Export To Excel

First Meter Reading ..... **12/9/2001**

**Completeness**

City	CE	Pipes	Meters



# Organization Summary

New Summary tab displays organization and site status in terms of data being complete, correct, current and contiguous.

**City, Woodbury** Organization

SUMMARY | BENCHMARK | PEER COMPARISON | ENERGY STAR | BASELINE | TARGETS | REPORTS

Summary of the organization is detailed below. Data integrity is reported on using a variety of factors - complete, correct, contiguous and current. The better the entered data, the more accurate the results. [More Info...](#)

Name ..... **City, Woodbury**  Export To Excel  
 First Meter Reading ..... **12/9/2001**  
 Last Meter Reading ..... **2/10/2012**  
[Organization Custom Attributes](#)

Square Feet  
% Complete

Completeness				
	Sites	SF	Bldgs	Meters
Complete	10	457,872	10	21
Incomplete	0	0	0	0
<b>Total</b>	<b>10</b>	<b>457,872</b>	<b>10</b>	<b>21</b>
<b>% Complete</b>	<b>100%</b>	<b>100%</b>	<b>100%</b>	<b>100%</b>

[+ Add New Building/Site](#)

Site Name ^	Status	Primary Space Usage	SF	Bldgs	Meters	First Reading	Last Reading	Days Overdue	Contiguous Months
<b>Afton Fire Station</b>	✓	Fire Station	8,671	1	2	12/7/2006	2/8/2012	0	61
<b>Bielenberg Sports Center</b>	✓	Ice Arena	112,500	1	2	12/9/2001	2/9/2012	0	121
<b>Central Park</b>	✓	Library	92,964	1	3	10/8/2002	2/10/2012	0	111
<b>City Hall</b>	✓	City Hall	42,000	1	2	12/9/2005	2/8/2012	0	61
<b>Eagle View Club House</b>	✓	Park / Recreation	10,744	1	2	12/9/2001	12/2/2011	25	119
<b>Fox Run Fire Station</b>	✓	Fire Station	8,671	1	2	12/10/2006	2/8/2012	0	61
<b>Public Safety</b>	✓	Police Facility	68,868	1	2	8/10/2006	2/8/2012	0	61
<b>Public Works 2300</b>	✓	Maintenance Repair	27,268	1	2	12/9/2001	2/8/2012	0	121
<b>Public Works 2301</b>	✓	Maintenance Repair	78,086	1	2	12/9/2001	2/9/2012	0	121
<b>Thames Fire Station</b>	✓	Fire Station	8,100	1	2	7/9/2007	2/9/2012	0	54



# Site Summary

Site summary displays all four metrics together - benchmark, peer comparison, ENERGY STAR and baseline.

City, Woodbury  
**City Hall** Site

SUMMARY BENCHMARK PEER COMPARISON ENERGY STAR BASELINE TARGETS REPORTS

Summary of the site is detailed below, along with controls to manage buildings, meters, meter readings and general site attributes. [More Info...](#)

Site ..... City Hall  
 Square Feet ..... **42,000**  
 Primary Space Usage ..... City Hall  
 Actual Meter Total ..... **86.73 kBtu/SF/Year**  
 Contiguous Months ..... **61**  
[Site Custom Attributes](#)

**Consumption Feb 2011 - Jan 2012** [Export To Excel](#)

**B3 Benchmark**  
 ★★☆☆☆  
 This site is using slightly less energy than the B3 Benchmark.

**B3 Peer Rating**  
 47%  
 This site is ranked in the 47th percentile amongst 95 similar sites.

**ENERGY STAR Rating**  
 78  
 This site may be eligible to apply for the ENERGY STAR.

**Baseline**  
 -4.97%  
 This site is operating below the baseline period based on energy.

**Buildings** [Add New Building](#)

Name	Status	Primary Space Usage	Address	City	State	Zip	SF	Occupancy
City Hall	✓	City Hall	8301 Valley Creek Road	Woodbury	MN	55125	42,000	12/1/2005

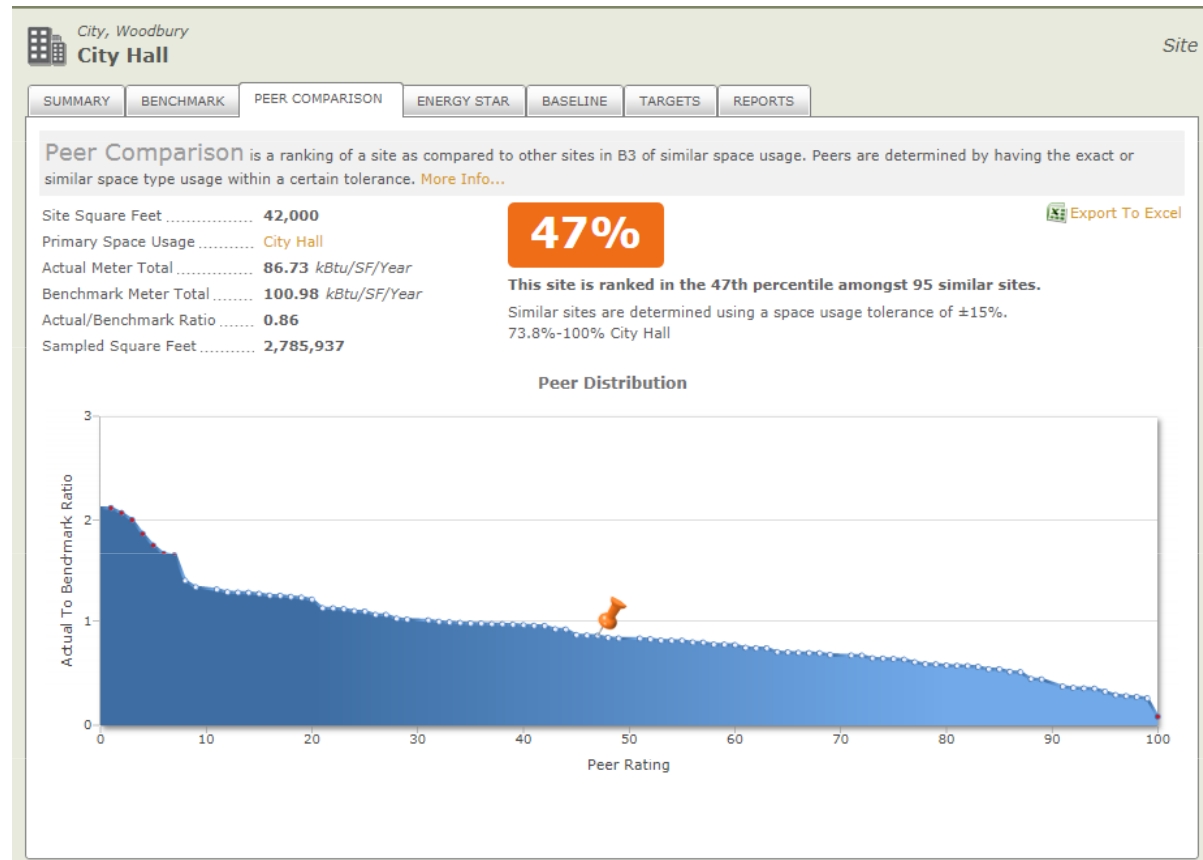
**Meters** [Add New Meter](#)

Name	Status	Type	Utility Company	Meter #	Account #	Rdgs	First Reading	Last Reading
City Hall Electric Met	✓	Electric	Xcel Energy		51-5738908-5	62	12/9/2006	2/8/2012
City Hall Gas Meter	✓	Natural Gas	Xcel Energy		51-5738908-5	74	12/9/2005	2/8/2012



# Peer Comparison

New metric displays how a site is performing compared to peer sites of similar space usage.





# Baseline

New gauges displays how a site is performing to its baseline period in energy, dollars and CO2.

City, Woodbury  
**City Hall** Site

SUMMARY BENCHMARK PEER COMPARISON ENERGY STAR **BASELINE** TARGETS REPORTS

Baseline is used to compare a site to itself using a defined baseline period. The baseline is weather normalized so that changes in weather do not affect the comparison. [More Info...](#)

Site Square Feet ..... **42,000**  Export To Excel  
Primary Space Usage ..... City Hall  
Actual Meter Total ..... **86.73 kBtu/SF/Year**  
Time Period ..... **Feb 2011 - Jan 2012**  
Baseline Meter Total ..... **91.26 kBtu/SF/Year**  
Baseline Time Period ..... Jul 2007 - Jun 2008

Energy  
-4.97%

Dollars  
0.14%

CO2  
-5.65%

Based on the latest 12 month period Feb 2011 - Jan 2012 to baseline period Jul 2007 - Jun 2008

**Buildings**  Add New Building

Name	Status	Primary Space Usage	Address	City	State	Zip	SF	Occupancy	
<b>City Hall</b>	✓	City Hall	8301 Valley Creek Road	Woodbury	MN	55125	42,000	12/1/2005	

**Meters**  Add New Meter

Name	Status	Type	Utility Company	Meter #	Account #	Rdgs	First Reading	Last Reading	
<b>City Hall Electric Met</b>	✓	Electric	Xcel Energy		51-5738908-5	62	12/9/2006	2/8/2012	
<b>City Hall Gas Meter</b>	✓	Natural Gas	Xcel Energy		51-5738908-5	74	12/9/2005	2/8/2012	



# Add New Building & Sites

Add buildings and sites within the application. No longer need to use a request form.

**Add New Building**

Does the building you wish to add share meters with other buildings in this site? If not, you most likely want to create a new site as well.

Create a new site for this building

Add this building to an existing site

Site:

Organization

BASELINE TARGETS REPORTS

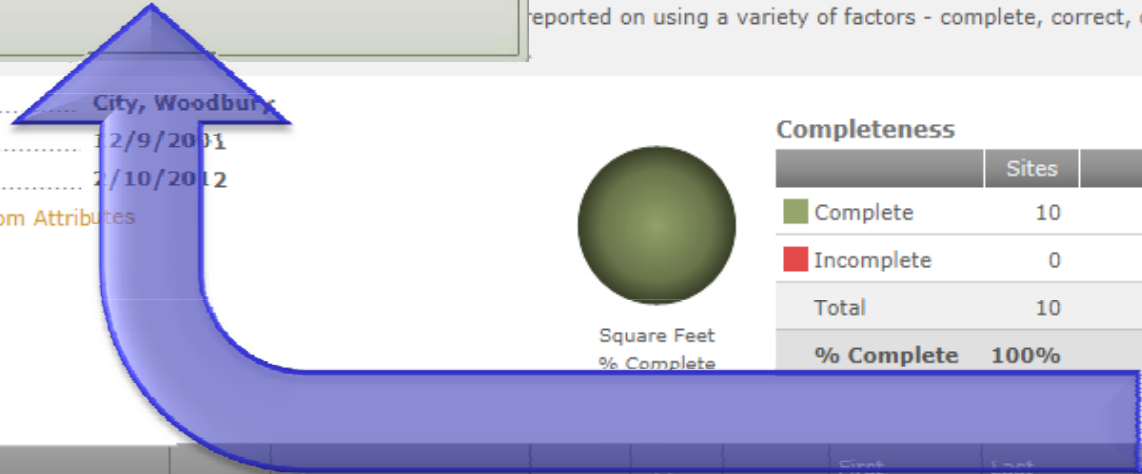
reported on using a variety of factors - complete, correct, contiguous and current.

[Export To Excel](#)

Completeness				
	Sites	SF	Bldgs	Meters
Complete	10	457,872	10	21
Incomplete	0	0	0	0
Total	10	457,872	10	21
% Complete	100%	100%	100%	100%

[+ Add New Building/Site](#)


Site Name	Status	Primary Space Usage	SF	Bldgs	Meters	First Reading	Last Reading	Days Overdue	Contiguous Months
Afton Fire Station	✓	Fire Station	8,671	1	2	12/7/2006	2/8/2012	0	61
Bielenbero Soorts Center	✓	Ice Arena	112,500	1	2	12/9/2001	2/9/2012	0	121





# Export to Excel

Context-sensitive export links throughout the application. New exports include buildings, building space usages, meters, meter readings, and monthly consumption.

 **Export To Excel**

B3 allows you to export a variety of data into a single Microsoft Excel spreadsheet. Check the worksheets you'd like to include in your spreadsheet:

- Sites - Benchmark View
- Sites - Peer Comparison View
- Sites - Energy Star View
- Sites - Baseline View
- Buildings
- Building Space Usages
- Meters
- Meter Readings
- Monthly Consumption By Site

[Check All](#) | [Check None](#)

**Export To Excel** **Cancel**



# Advanced Meter Search

New advanced meter search tool allows you to quickly find meters using a variety of full or partial search parameters.

**B3 BENCHMARKING** Logged in as Cheri-Demo Schneider

### Advanced Meter Search

The advanced meter search tool allows you to locate meters using a variety of search parameters. Enter in full or partial expressions into one or more fields below. The more fields you specify, the more refined the search results will be.

[Return To Application >>](#)

Fuel Source:  Account #:   
Utility Company:  Meter #:   
Org/Site Name:  Tank #:   
Image ID:  [Reset Search Parameters](#)

2 matching meters found. Click a meter to edit.

Org/Site	Meter	Fuel Source	Utility Company	Account #	Meter #
Woodbury, City Hall	<b>City Hall Gas Me</b>	Natural Gas	Xcel Energy	51-5738908-5	
Woodbury, City Hall	<b>City Hall Electric</b>	Electric	Xcel Energy	51-5738908-5	

[Advanced Meter Search >>](#)



# All Organization View

For those individuals that have access to more than one organization, a new high-level view with navigation to specific organizations and sites.

**B3 BENCHMARKING** Logged in as Cheri-Demo Schneider

Group By: Organization

**All Organizations** All

**ORGANIZATIONS**

Total Organizations ..... 2  Organization Annual Summary  
Total Sites ..... 14  
Total Buildings ..... 14  
Total Meters ..... 32  
Total Square Feet ..... 480,330

**Organizations**

Organization Name	Sector	Sites	Bldgs	Meters	SF	Population
City, Woodbury	City	10	10	21	457,872	55,395
Other, The Weidt Group	Other	4	4	11	22,458	0

*(Note: The screenshot also shows a navigation sidebar on the left with a tree view including 'City, Woodbury' and 'Other, The Weidt Group' with various sub-items like 'Afton Fire Station', 'Bielenberg Sports Cen...', 'Central Park', 'City Hall', 'Eagle View Club House', 'Fox Run Fire Station', 'Public Safety', 'Public Works 2300', 'Public Works 2301', and 'Thames Fire Station'.)*



# Faster

Internal calculations and load times are more efficient. Group-by operations are streamlined for speed. Large datasets are summarized for efficiency.



# Thank You



## The Weidt Group<sup>®</sup>

The Company for Energy Decision Makers<sup>SM</sup>

[twgi.com](http://twgi.com)

Cheri Schneider, LEED AP BD+C  
[cheris@twgi.com](mailto:cheris@twgi.com)